



HAL
open science

MICROPRESS, an innovative tool for microextraction of seed oil

Yannick Bellec, Bertrand Dubreucq, Jean Denis Faure, Martine Miquel,
Frédérique Tellier

► **To cite this version:**

Yannick Bellec, Bertrand Dubreucq, Jean Denis Faure, Martine Miquel, Frédérique Tellier. MICRO-PRESS, an innovative tool for microextraction of seed oil . Gordon Conference on Plant Lipids, Jan 2017, Galveston, TX, United States. hal-01529214

HAL Id: hal-01529214

<https://agroparistech.hal.science/hal-01529214>

Submitted on 30 May 2017

HAL is a multi-disciplinary open access archive for the deposit and dissemination of scientific research documents, whether they are published or not. The documents may come from teaching and research institutions in France or abroad, or from public or private research centers.

L'archive ouverte pluridisciplinaire **HAL**, est destinée au dépôt et à la diffusion de documents scientifiques de niveau recherche, publiés ou non, émanant des établissements d'enseignement et de recherche français ou étrangers, des laboratoires publics ou privés.

MICROPRESS, an innovative tool for microextraction of seed oil




Yannick Bellec, Bertrand Dubreucq, Jean Denis Faure, Martine Miquel and Frédérique Tellier
IJPB, INRA-AgroParisTech, Versailles (France)

Abstract

The MICROPRESS project was born from a need of pressing small amounts of seeds to extract oil for research purposes. Several prototypes were built using centrifugation to crush and extract pure oil from as little as 100 mg of seeds (camelina, rapeseed or arabidopsis or even a single soybean seed) but also microalgae or yeasts.

The patented system is able to extract oil from up to 6 samples in a single run (provided the presence of 6 devices) in less than 15 minutes. Micropress recovers more than 80% of seed oil at room temperature without any solvent. The oil has an identical TAG profile as the whole seed.


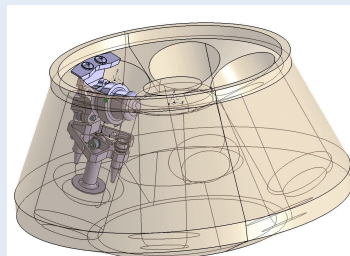
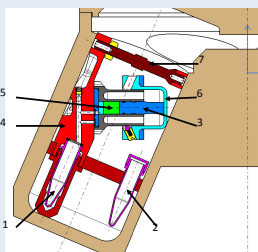
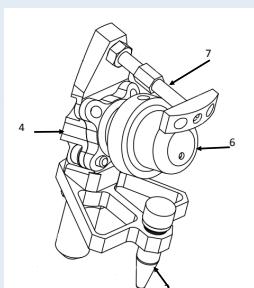
Micropress not only speeds up analysis of oil yield and profile in breeding programs since it requires much less material to identify elite lines but it provides an unique tool to investigate oil biophysical and biochemical specific properties.




Results

The MICROPRESS uses the centrifuge force to extract and separate a liquid (oil) from a solid (seeds).

- 1- Receptacle tube
- 2- Equilibrium tube
- 3- Piston
- 4- Main body
- 5- Sampling material
- 6- Pressing weight
- 7- Clamping nut



The micropress extracts oil from a large variety of seeds and microorganisms (yeast and microalgae)



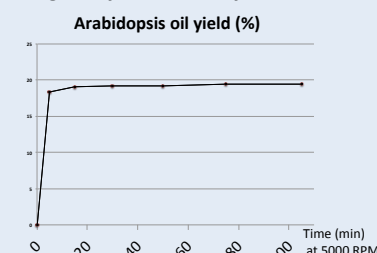
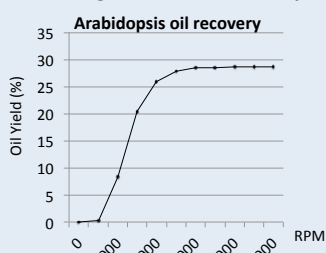
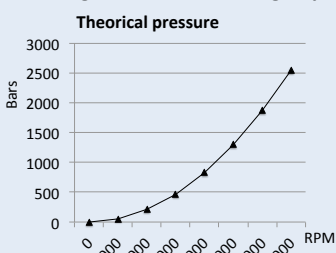
Theor. Oil cont.
Pressed Oil cont.

≈ 42 %
30-35 %

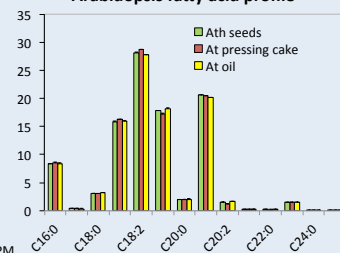
≈ 42 %
30-35 %

≈ 50 % (kernel)
45-50%

The design allows fine tuning of pressure range combined with rapid and high oil yield recovery



Arabidopsis fatty acid profile



Conclusions / Prospects

- Samples << 1g
- Extract oil from seeds, yeast and microalgae
- Oil recovery in a test tube – ready to analyze or process
- Simultaneous pressing and oil recovery
- Possibility to process 6 samples in a single run
- Easy to clean

How to use micropress:

- micropress extraction could be provided as commercial service (scientific collaboration could be discussed)
 - selling of the prototype is under way
- => CONTACT: micropresse@gmail.com